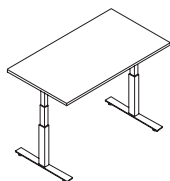
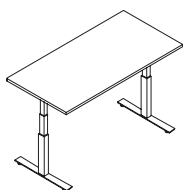


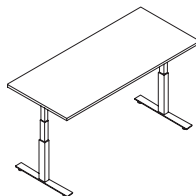
INUP



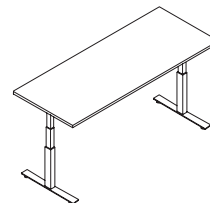
IN-01
1200x800x625-1275



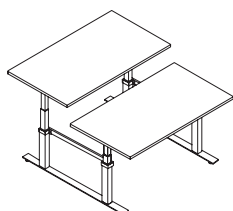
IN-02
1400x800x625-1275



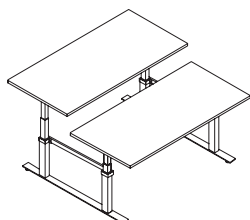
IN-03
1600x800x625-1275



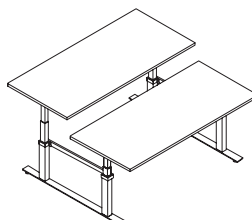
IN-04
1800x800x625-1275



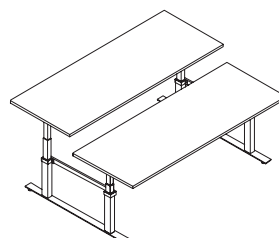
INBE-01
1200x1630x625-1275



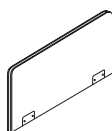
INBE-02
1400x1630x625-1275



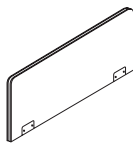
INBE-03
1600x1630x625-1275



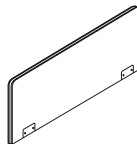
INBE-04
1800x1630x625-1275



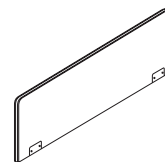
INPT-01
1200x30x750



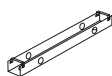
INPT-02
1400x30x750



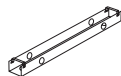
INPT-03
1600x30x750



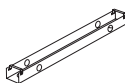
INPT-04
1800x30x750



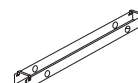
KIN-01



KIN-02



KIN-03



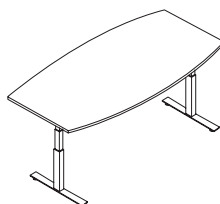
KIN-04



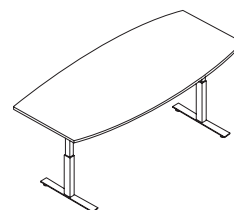
KR-02
h=500-1300mm



ZK



INSK-01
2000x900/1100x625-1275



INSK-02
2200x900/1100x625-1275